

Suspended luminaire/light run feed luminaire - Micro-prismatic diffuser - direct/indirect distribution

Ultra-flat luminaire housing design, painted extruded aluminium profile, visible installation height 10/24mm; Housing colour black RAL 9005; Direct/indirect light distribution, direct share by means of a microprism made of PMMA, homogeneous light emission through lateral LED light coupling in Light Guide panel and semi-diffuse, reflective white coating, with special decoupling technology for defined ceiling illumination; for VDU workstations, omnidirectional glare reduction according to the current norm DIN-EN 12464-1. Electrical connection via integrated transparent connection cable 5x0.75mm², length 1900mm, stripped cable ends. Light Control: netlife easy01; Regiolux Classification: netlife easy; Control signal: DALI; Number of control gear (max): 32; Communication: Bluetooth; Sensor technology: PIR - passive infrared; Installation height (min/max): 2m to 5m; Monitoring area: max. D=7m; App name: Osram BT Config; Osram BT Control; Note: up to 4 DALI sensors or DALI push button coupler can also be connected; System extension: easy01S; Application: Office, Meeting rooms, Corridors, Classrooms, Secondary rooms; Function: Motion detection, Corridor function, presence detection, Daylight control, Tunable white (only with DT8 luminaires), Manual dimming. Komplettes höhenverstellbares Pendel-Set im Lieferumfang enthalten.

CHARACTERISTICS

Order number	46205516174
EAN number	4020863380787
Commodity code	94051190
Certification mark	IP 20, Protection class I, VDU 65°<3000, F, Indoor, CE
Impact resistance (IK rating)	IK02
Ambient temperatur	ta 25°C
Warranty period	5 years
State funding programs	BEG - Federal funding for efficient buildings (valid only for Germany)

ELECTRICAL ENGINEERING

Controller	Electronic driver DALI (1 pcs.)
Light Control	netlife easy01
System output	48W
Mains voltage	230V/50Hz
Circuit breakers (inrush current)	12 pieces/B10, 20 pieces/B16, 21 pieces/C10, 33 pieces/C16
Energy efficiency class/light source	C

LIGHTING TECHNOLOGY

Placement	LED, Colour rendering/Light colour CRI ≥ 80 / 4000K
Colour tolerance (MacAdam)	3SDCM
Nominal luminous flux	6414lm
LED service life	50000h L90/B10 (Tq 25°C)
Luminaire luminous efficiency	135lm/W
UGR lat./long.	17.1 / 16.4

MECHANICS

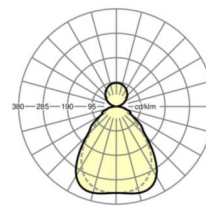
Housing colour	black RAL 9005
Dimensions (LxWxDxH)	1558mm x 321mm x 24mm
Weight (net)	6.3kg
Type of installation	Pendant individual mounting, Pendant light strip mounting

Dimensions

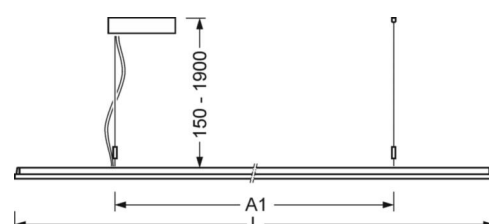
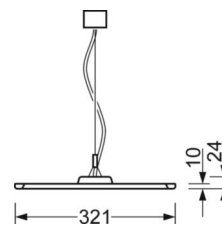
L	1558 mm	Length
B	321 mm	Width
H	24 mm	Height
A1	900 mm	Mounting distance single mounting
P min	150 mm	Minimum suspension length
P max	1900 mm	Maximum suspension length

DEEP-LINK

<https://www.regiolux.de/en/article/46205516174>



Reference	LED 6400lm 840
ηLB	100 %
Φ ↓/↑	74 % / 26 %
UGR lat./long.	17.1 / 16.4
VDU	65° < 3000cd/m ²



LC SYSTEM

CHARACTERISTICS

Regiolux Classification	netlife easy
Control signal	DALI
Number of control gear (max)	32
Communication	Bluetooth
Sensor technology	PIR - passive infrared
Installation height (min/max)	2m to 5m
App name	Osram BT Config; Osram BT Control
Note	up to 4 DALI sensors or DALI push button coupler can also be connected
System extension	easy01S
Application	Office, Meeting rooms, Corridors, Classrooms, Secondary rooms
Function	Motion detection, Corridor function, presence detection, Daylight control, Tunable white (only with DT8 luminaires), Manual dimming

MONITORING AREA

Mounting Height	2,5m	3,5m	5m
Ø max. sitting[S]	3,3m	5m	-
Ø max. radial[R]	5,3m	7m	7m
Ø max. tangential[T]	-	-	-

